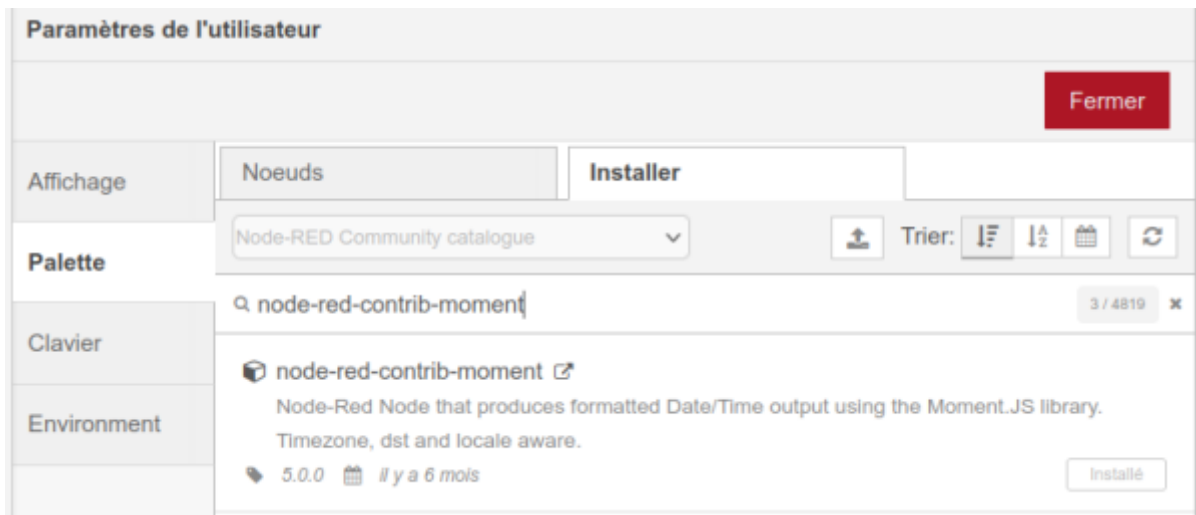


Date et heure dans Node red

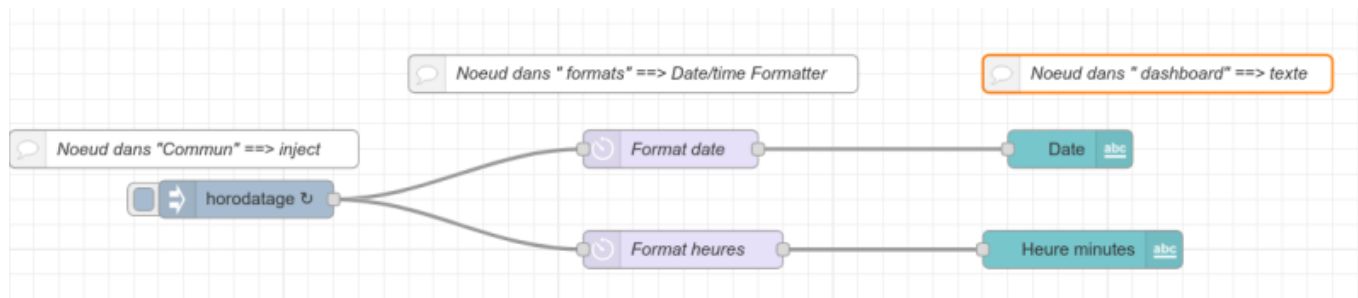
Pour **avoir la date du serveur** , ICI le raspberry qui sert de serveur Node-Red

Avec le noeud Date/Time Formater

Il faut dans le menu " Gerer la palette" installer ==> **node-red-contrib-moment**



Dans node-red , mettre les noeuds suivant :



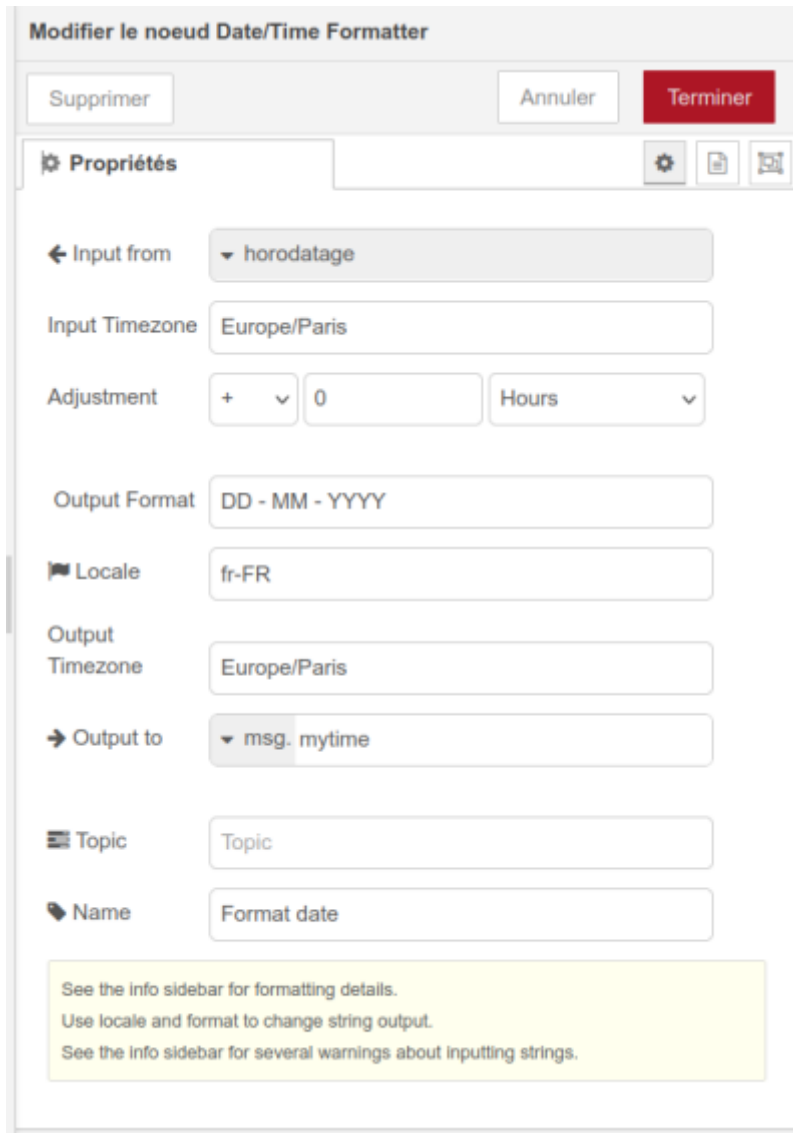
Le noeud "Horodatage"

Intervalle => 1 secondes si vous voulez afficher les secondes

The screenshot shows a Node-RED node configuration window titled "Modifier le noeud inject". At the top, there are three buttons: "Supprimer", "Annuler", and "Terminer". Below this is a "Propriétés" section with a gear icon, a document icon, and a refresh icon. The "Nom" field contains the text "Nom". The main configuration area contains two rows of input fields. The first row has a dropdown menu with "msg. payload" selected, followed by an equals sign, a dropdown menu with "horodatage" selected, and a close button (x). The second row has a dropdown menu with "msg. topic" selected, followed by an equals sign, a dropdown menu with "a_z" selected, and a close button (x). Below these rows is an "Ajouter" button and an "Injecter maintenant" button. At the bottom, there is a checkbox labeled "Injecter une fois après" with a value of "0.1" and the text "secondes, puis". Below that is a "Répéter" section with a dropdown menu set to "intervalle", and a "chaque" field with the value "1" and a unit dropdown menu set to "secondes".

le noeud "Date/Time Formatter" pour la date

=> Input From = Horodatage Output format = DD - MM - YYYY et Output to = msg.mytime



le noeud "Date/Time Formatter" pour l'heure

=> Input From = Horodatage Output format = h - m - s (en minuscule) et Output to = msg.mytime

Modifier le noeud Date/Time Formatter

Supprimer Annuler Terminer

Propriétés

← Input from horodatage

Input Timezone Europe/Paris

Adjustment + 0 Hours

Output Format h - m - s

Locale fr-FR

Output Timezone Europe/Paris

→ Output to msg. mytime

Topic Topic

Name Format heures

See the info sidebar for formatting details.
Use locale and format to change string output.
See the info sidebar for several warnings about inputting strings.

Affichage dans le dashboard

Date	23 - 01 - 2024
Heure minutes	11 - 16 - 41

From:
<https://chanterie37.fr/fablab37110/> - Castel'Lab le Fablab MJC de Château-Renault

Permanent link:
<https://chanterie37.fr/fablab37110/doku.php?id=start:esp32:nodered:heure:nr&rev=1706005406>

Last update: 2024/01/23 11:23

